




Multi-Snap

*The complete multiple coupling system
for mold cooling applications*



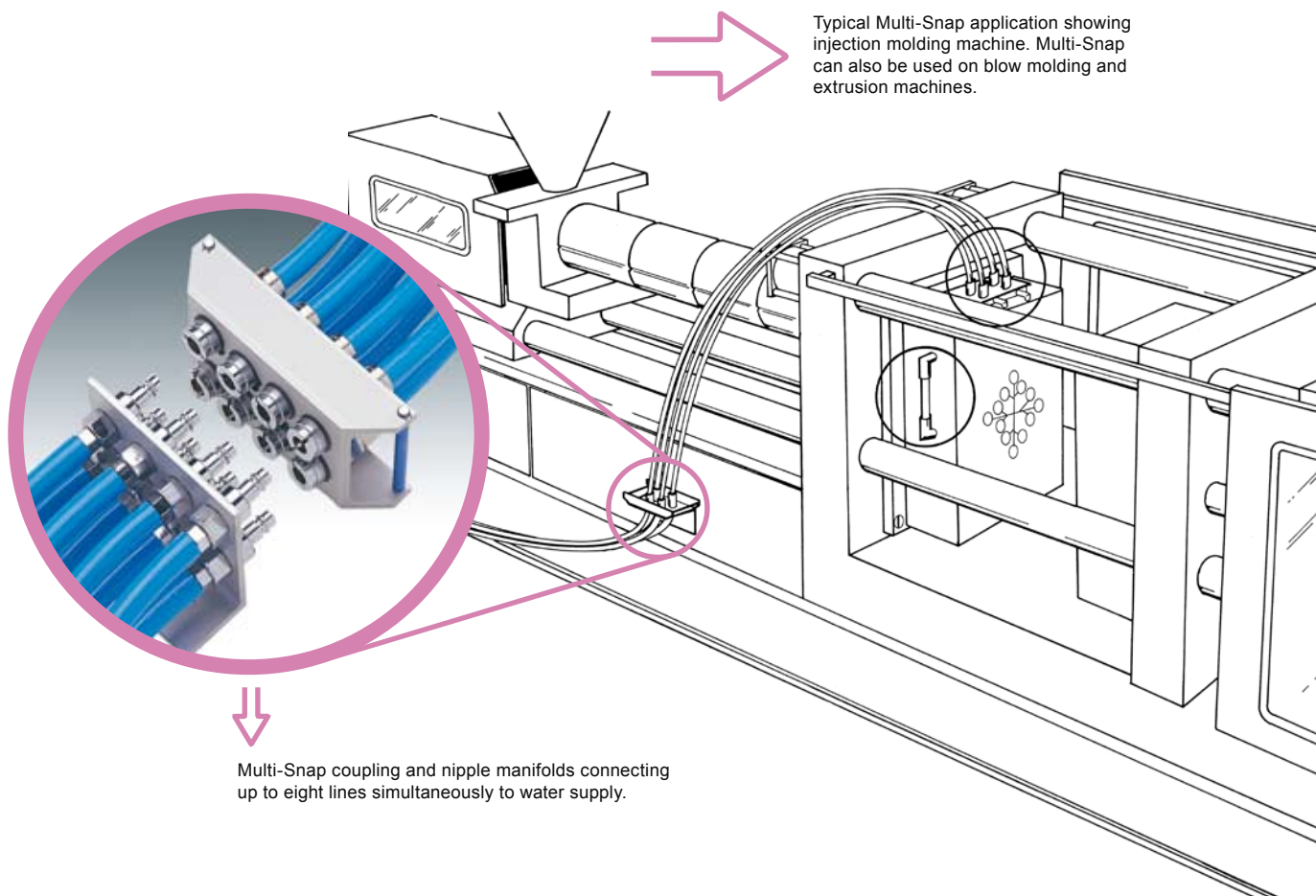
The Modern Solution

TO REDUCE MOLD CHANGING DOWN-TIME

CEJN MULTI-SNAP SYSTEM consists of a complete range of components, for mold cooling applications, including manifolds, blocks, hoses and fittings. The system has been designed to provide the user with a great deal of flexibility when choosing the components suitable for this particular application

CEJN MULTI-SNAP SYSTEM offers...

- Reduced down-time during mold changes and installations
- Guarantee that the cooling system is always correctly connected
- Reduced water spillage and loss
- Trouble-free performance



Typical Multi-Snap application showing injection molding machine. Multi-Snap can also be used on blow molding and extrusion machines.



Multi-Snap coupling and nipple manifolds connecting up to eight lines simultaneously to water supply.

Multi-Snap Coupling and Nipple Manifolds

The Multi-Snap coupling and nipple manifolds are available in a large number of sizes and connection alternatives. Up to eight cooling circuits can be connected and disconnected simultaneously.

Easy Connection – Due to the unique design of CEJN couplings, an easy push-to-connect action is all that is required to connect the two manifolds.

Easy to Disconnect – Automatic disconnection, by simply pulling the female manifold

Correct Connection – The design of the two manifolds ensures correct connection of the hoses.

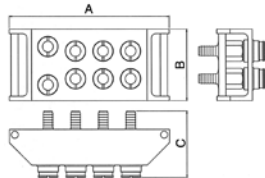
No Leakage – Both coupling and nipple halves are self-sealing when disconnecting.

High Flow Capacity – The patented valve mechanism provides a nearly unobstructed flow, and ensures proper cooling of the molds.

Corrosion Resistant – Both couplings and nipples are made of chrome plated brass and stainless steel for reliable and long service.

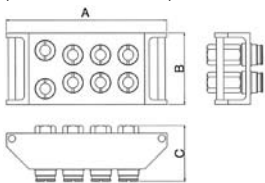
Single couplings and nipples are available on request.

Coupling Manifold
(Hose connection)



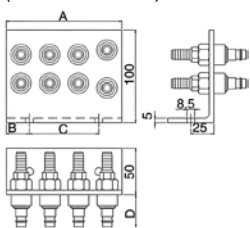
No. of conn.	Size.	A	B	C	Conn. size	Part no.
8	1	180	80	75	Hose 3/8"	10 930 1001
8	2	190	80	76	Hose 1/2"	10 930 2001
6	1	146	80	75	Hose 3/8"	10 930 1005
6	2	156	80	76	Hose 1/2"	10 930 2023
4	1	115	80	75	Hose 3/8"	10 930 1007
4	2	124	80	76	Hose 1/2"	10 930 2021

Coupling Manifold
(Female connection)



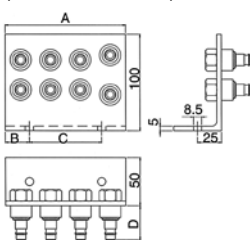
No. of conn.	Size.	A	B	C	Conn. size	Part no.
8	1	180	80	63	1/4" BSP	10 930 1011
8	2	190	80	69	1/2" BSP	10 930 2006
8	1	180	80	63	1/4" NPT	10 930 1032
8	2	190	80	68	1/2" NPT	10 930 2034
6	1	146	80	63	1/4" BSP	10 930 1053
6	2	156	80	69	1/2" BSP	10 930 2051
6	1	146	80	63	1/4" NPT	10 930 1057
6	2	156	80	68	1/2" NPT	10 930 2055
4	1	115	80	63	1/4" BSP	10 930 1051
4	2	124	80	69	1/2" BSP	10 930 2049
4	1	115	80	63	1/4" NPT	10 930 1055
4	2	124	80	68	1/2" NPT	10 930 2053

Nipple Manifold
(Hose Connection)



No. of conn.	Size.	A	B	C	D	Conn. size	Part no.
8	1	125	25	75	36	Hose 3/8"	10 930 1003
8	2	145	35	75	25	Hose 1/2"	10 930 2003
6	1	92	16	60	36	Hose 3/8"	10 930 1006
6	2	112	18	76	25	Hose 1/2"	10 930 2024
4	1	70	15	40	36	Hose 3/8"	10 930 1008
4	2	80	20	40	25	Hose 1/2"	10 930 2022

Nipple Manifold
(Female connection)



No. of conn.	Size.	A	B	C	D	Conn. size	Part no.
8	1	125	25	75	36	1/4" BSP	10 930 1012
8	2	145	35	75	25	1/2" BSP	10 930 2007
8	1	125	25	75	36	1/4" NPT	10 930 1034
8	2	145	35	75	25	1/2" NPT	10 930 2035
6	1	92	16	60	36	1/4" BSP	10 930 1054
6	2	112	18	76	25	1/2" BSP	10 930 2052
6	1	92	16	60	36	1/4" NPT	10 930 1058
6	2	112	18	76	25	1/2" NPT	10 930 2056
4	1	70	15	40	36	1/4" BSP	10 930 1052
4	2	80	20	40	25	1/2" BSP	10 930 2050
4	1	70	15	40	36	1/4" NPT	10 930 1056
4	2	80	20	40	25	1/2" NPT	10 930 2054

CEJN reserve the right, without notice, to make any necessary product changes.

Technical data for the Quick Connect Couplings

Multi-Snap, Size 1

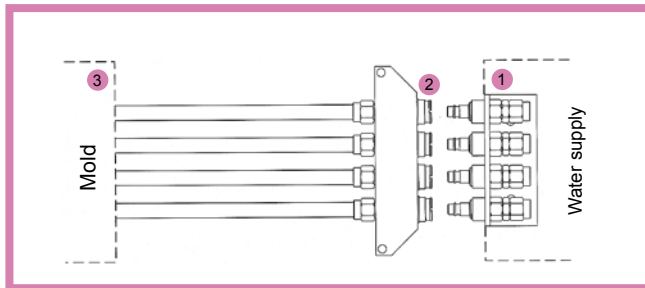
Nominal flow dia.....	6.2 mm, 1/4"
Flow capacity.....	$\Delta p = 1$ bar, 14.5 PSI, 19 l/min, 5 GPM
Max. working pressure.....	15 bar, 217 PSI
Temperature range.....	-30°C to +100°C
Seal material.....	Nitrile as standard other seal materials on request
Material manifold.....	Aluminium, anodized
Material coupling/nipple.....	Brass, chrome plated

Multi-Snap, Size 2

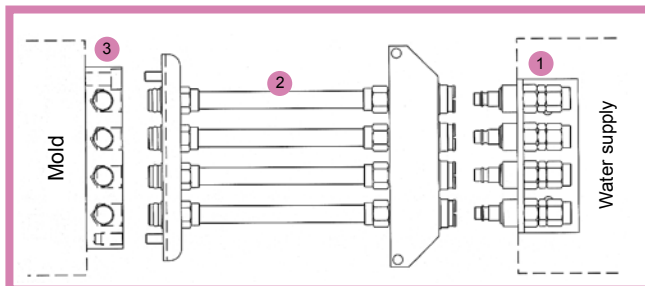
Nominal flow dia.....	8.9 mm, 11/32"
Flow capacity.....	$\Delta p = 1$ bar, 14.5 PSI, 32 l/min, 8.5 GPM
Max. working pressure.....	15 bar, 217 PSI
Temperature range.....	-30°C to +100°C
Seal material.....	Nitrile as standard other seal materials on request
Material manifold.....	Aluminium, anodized
Material coupling/nipple.....	Brass, chrome plated

Installation alternatives

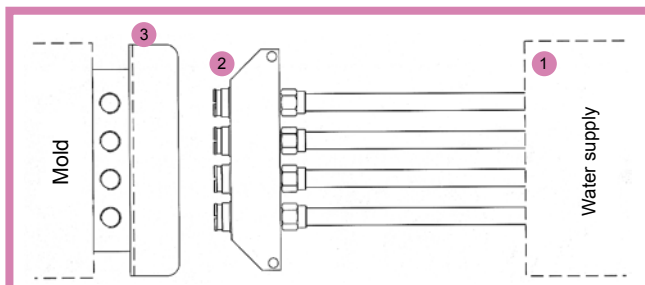
The CEJN Multi-Snap System is a fully universal system and can consequently be mounted in several different ways. Below are some examples.



1. Multi-Snap nipple manifold mounted on machine water supply side.
2. Multi-Snap coupling manifold connecting to machine supply side.
3. Hoses directly connected to cooling water ports of mold by using manifold hose adaptors or conventional hose adaptors.



1. Multi-Snap nipple manifold mounted on machine water supply side.
2. Multi-Snap hose assembly with coupling manifold for supply side and plate connecting to a block mounted on mold.
3. When connecting to a block - use flexible tube and push-in fittings between the block and the cooling water ports of the mold.



1. Hoses directly connected to machine water supply side.
2. Multi-Snap coupling manifold connecting to a block with built-in self-sealing nipples.
3. When connecting to a block with self-sealing nipples - use flexible tube and push-in fittings between the block and the cooling water ports of the mold.

